

# The Northwest Ring of Fire

October 2010

## INSIDE THIS ISSUE

- 1 Secretary's Message
- 2 President's Message
- 3 October 2010 Meeting
- 4 Magic Review
- 5 Extra

## **President's Message**

*A message from your President Master Payne*

I'd just like to thank all those Ring of Fire Members who participated and attended the Tri-Cities Weekend of Magic this last weekend. Matt Wells, Jeff Dial, Brian Cook, and Fredrick Turner all donated their time and talents and put on a spectacular Friday evening showcase. I was told by many that it was one of the best convention shows they had ever seen. Three of our Club members, Bruce Meyers, Zack Daniels and Diego Condit took home awards from Sundays Magic competition. So all in all the Lynnwood group stormed the place!

Now it is time to start planning out convention. so if you'd like to help out, or have suggestions or talent you'd like to see. now's the time to speak up. I'd also like to thank all those who came out and supported the other magic related events that made the first week of November a magical extravaganza. I saw club members at Tony Comito's That's Impossible! show in Ballard, The Lennart Green Lecture, Brian Cook's new venture Thursday's Live and of course Seattle's longest running magic show, Magic Monday, which had a special guest star Tim Sonefelt performing many of his extraordinary effects.

We'll undoubtedly have a full discussion about the convention and the various events surrounding it at our upcoming meeting. As well as planning for the upcoming Holiday Party. I look forward to seeing you all at the meeting this Thursday. Everyone bring a trick to share.

## **Secretary's Message**

Greetings from your secretary, Craig Colombel. If you know of any magic events or performances or are performing yourself let me know and I will place it into the newsletter. If you want to see your name in print write up something with a magic theme, send it to me and I will place it in the newsletter.

## **October 2010 Meeting:**

The upcoming Lecture by Leanard Green was announced. The Christmas Party will be held on the 3<sup>rd</sup> Sunday in January. An announcement was made of the upcoming PCAM will be held in May in Vancouver, BC Canada.

Because it was October most of the tricks were halloween based.

### **Performances**

Joy Knight talked about starting a new job as a machinist and being sent by her boss to buy 4 washers and one pen. After buying the washers and a pen she took the ribbons out of her hair. She tied the ribbons to the center of the pen, then threaded the washers on the ribbons on each side. She then tied the ribbons together and had a spectator tie the ribbons around her hand with the washers and pen inside her hand. This was so she would not lose the pen and washers. She then explained that some kid stole the pen, and to demonstrate she removed the pen from her hand. She said when she got back to work she discovered she had lost the washers and demonstrated by removing the washers without untying the ribbons.

Payne showed us a prop he is working on. Pom-Pom sticks made of bones and skulls. It is still a work in progress but a great idea.

Craig Colombel told a story about the Borgia's and poisoning. He had 4 goblets at the table and had 3 members of the audience come up and a folded slip of paper was placed in each goblet. The goblets were mixed and the spectators had to try to pick the one goblet that had the paper with the happy face indicating it was not poison. Craig took the left over goblet and all the others picked goblets that were poison but Craig had the unpoisoned one.

Mark Paulson talked about fate and free will. He dealt out five cards 2 face up 3 face down. He then produced the "finger of fate" and had the spectator place the finger on any card, then chose a number and move the finger on the cards by that number. The card the finger landed on was the one that matched a prediction card. Also the prediction card and the chosen card were the only two cards with red backs. He next produced a bag, a strip of paper with words on it and a pair of scissors. He moved the scissors up and down the paper and had a volunteer tell him where to cut. After the cut it was found that the word skeleton was cut in half. He opened the bag and in the bag was a plastic skeleton that was cut in half.

JR riffled a deck of cards and had a person say stop, had the card initialed and then showed the back had turned white with fear, when flipped back over on the initialed face was a pumpkin sticker.

Bill Murray performed with a story about geese and how they fly in formation. He then had someone pick a card then replaced it in the deck and mixed. The spectator then performed a down under deal until one card was left which was the chosen card.

Roger Needham had a card chosen and then lost in the deck. He then talked about scary stories and about the Wizzard of OZ and the wicked witch of the west. He pulled out of his pocket a small hand saying this is what is left of the witch. He placed the hand on the deck of cards in his hand and the deck cut itself to the card chosen.

Jeff Dial – Performed an egg bag routine with the egg bag being a "Trick or Treat" bag to get more candy, he put one candy bar in and got many out at the end.

He then had four volunteers come up and gave them costumes (actually headwear) and each had a card with a picture on it. They were not to look at the cards, He then took a sign and gave it to one person. He then blindfolded himself and had the volunteers pass the sign back and forth. He then was able to determine who did not have the sign and had them leave. After several times only one was left holding the sign. On the back of the sign was an envelope and in the envelope was a picture that matched the picture the person was holding.

Ralph Huntzinger demonstrated two old items. One was a Mr. X "Improved Blooming Bush" in a pot. He showed how the mechanism was to work as the prop still needed repairs. One would have the bush on the table with flowers, pluck the flowers and have them bloom again.

He also showed a set of old metal Passa Passa tubes and the performer could use one of the bottles to fill the shotglass with liquid and continue with a liquid filled glass.

He brought a Flagstaff Production pole that needed work. On the following page is a page from the instructions.

Payne showed a trick he had reviewed. He put on a mexican wrestler's mask then put a bag on his head, he then took umbrellas and pushed them through holes in the bag from one side to the other.

Remember come to the meetings and see and learn magic. Also enjoy great company and do a trick. The meetings are a great place to practice that new routine. Here you can goof and learn.

The Club's unofficial motto is: "This may or may not work"

After

After the performances the meeting was adjourned and those that wanted to went to Maddox's for refreshments.

If anyone wants to add to the meeting notes send to me and I will add in the next newsletter. My email address is at the bottom of each page of the newsletter.

## **Magic Reviews**

Payne has graciously donated some reviews of magic, he did for MUM Magazine. I will print one per newsletter issue.

### **Sanda Panda Mystery Box**

Devin Knight

A Billet Box for the Frugal Performer

\$30.00

Murphy's Magic

<http://www.murphysmagic.com/>

Reviewed by Payne

This is a fun one. Simple, direct, exactly what mentalism should look like.

A 6" X 4" cardboard box sits on a table. The magician picks it up and gives it a shake. An object can be heard inside. The magician then asks for a playing card to be named. The five of spades is chosen. The magician removes the top of the box and reveals the contents to be a deck of cards and a folded piece of paper. These are removed from the box by a spectator who then opens the prediction and reads it aloud

"The card just named" they read "is position 14 from the top"

The deck of cards is opened and it is discovered that indeed the fourteenth card from the top of the deck is the five of spades.

Or, a 6" X 4" cardboard box sits on a table. The magician picks it up and gives it a shake. An object can be heard inside. The magician then asks for a number between one and two hundred to be named. One Hundred and Sixty Eight is chosen. The magician removes the top of the box and reveals the contents to be a paperback book and a folded piece of paper. These are removed from the box by a spectator who then is requested to turn to page One Hundred and Sixty Eight and then read the first word on that page. They then open the folded prediction that was in the box with the book. It reads "you just read the word apples from the freely chosen page"

The amazed spectator admits that the word "apples" was indeed the first word on page One Hundred and Sixty Eight.

Or, well you get the picture. Whatever card, word, shape, color, name or number that is freely chosen by anyone in the audience ends up revealed on the folded prediction found inside the box. The prediction can even be placed inside an envelope. Which I think is overkill myself. But others might find it adds a layer of mystery. The hands are clearly shown to be empty before and while opening the box, because they are. And everything can be examined at the conclusion of the trick as there is nothing to discover. There is no preshow work to be done either. It's a truly clever effect and quite workable in the real world. You could even find spectators previously selected and signed playing card folded up in the bottom of the box if you like. The handling for this isn't as strong as the straight forward prediction effects mentioned above. But Mr. Knight gives us a handling which would enable one to do so if one felt so inclined.

It sounds too good to be true and it nearly really is. The only downside, if you could call it that, is that it uses a thumb writer. This is no problem for those already well versed in the art of single digit calligraphy. But for those of us not accustomed to writing with the ball of our thumb it does present a challenge to overcome. But hey, what better way to be inspired to master this elusive art than with a truly marvelous trick like this one.

Those worried about tell tale thumb movements being seen by the audience need not fret. The size of the box precludes anyone from observing such a state of affairs. The way you naturally hold the box while showing it to the audience perfectly masks any tell tale movements you might be worried about the audience seeing.

My only concern with the box is that it needs a set of stops placed inside the lid to keep the top from coming to rest flush with the bottom of the box. Mr. Knight suggests putting the lid on at a slight angle or pinching the corners of it to keep this from happening. But I found four 3/4 inch long sections of corner molding glued inside the lid at the corners worked well.

This also allows you to keep the box together with a rubber band. The removal of which gives you the perfect opportunity to ditch the Swami Gimmick (included) in your pocket before opening the box.

The trick comes with the custom made Cardboard Box, a Swami Gimmick and a very detailed set of instructions. These 21 pages include a detailed overview of how to use the box and load the prediction. Five different effects one can do with the box. Three deck stacks are provided and numerous tips and suggestions. Once I get my thumb writing skill up to snuff I will be trying this one out at the club. For the price you really can't go wrong on this one.




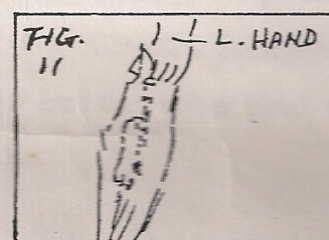

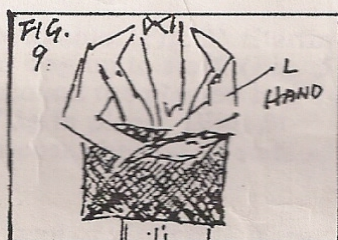


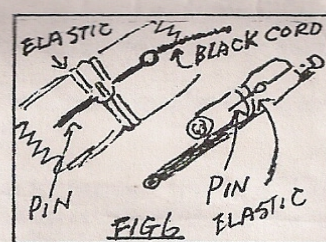
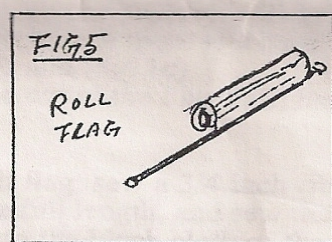
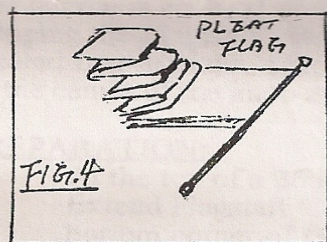

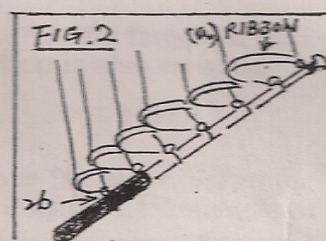
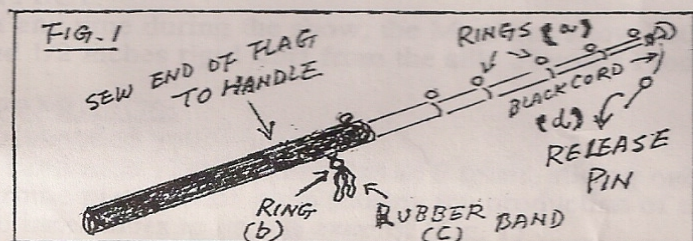
# CLOSING THE FLAGSTAFF:

- 1/. Hold the second section (next to the handle) with one hand and gently hit the BOTTOM of handle with the other. The second section will go inside the handle.
- 2/. Hold the the next section and repeat the same movement until the TOP section goes inside the handle. NEVER TRY TO CLOSE THE FLAGSTAFF BY PUSHING THE TOP (SMALL) SECTION, OR YOU MAY BEND THE FLAGSTAFF.

## IMPORTANT NOTE!!

This Flagstaff is handmade, with hollow aluminum tubes, please try not to hit it on any hard object. ALWAYS PRACTICE OR PERFORM WITH THIS FLAGSTAFF IN A LARGE AREA!

A "FLASH" APPEARING EFFECT FOR THE STAGE! ENJOY!!



Instructions By Mr. X  
Designed, engineered and  
copyrighted By Jimmy Kwong,  
Mr. X's Magic Studio, 1991

## Mr. X's Magic Studio

2947 Pickford Way, Hayward,  
CA 94541, U.S.A.  
Tel: (510) 538-7469 Fax: (510) 881-5889





